



European Monitoring Centre
for Drugs and Drug Addiction

TDI Prevalence: the first data collection in September 2016

Linda Montanari

8-9 June 2016

TDI Meeting

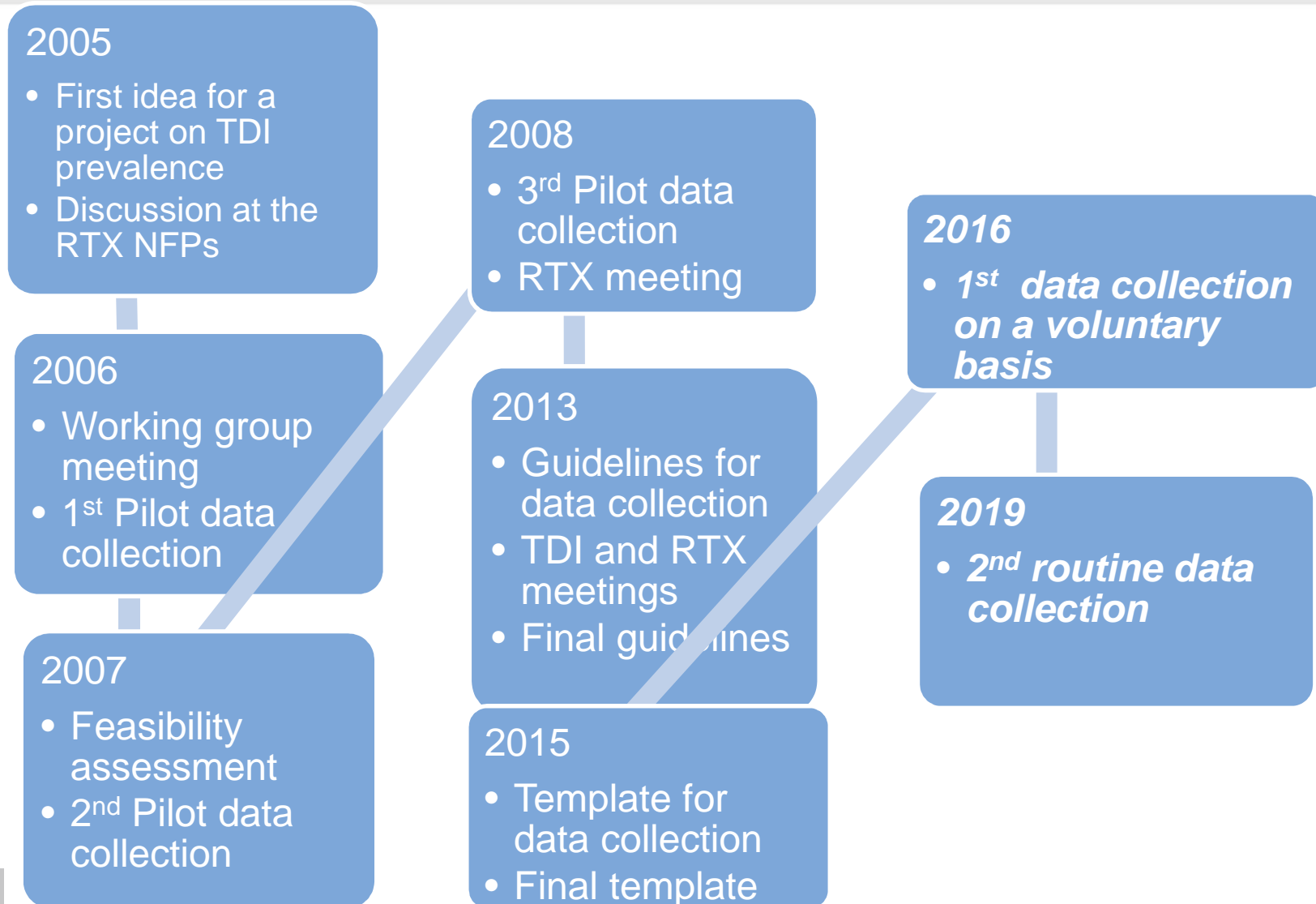


Aim of the project

1. Estimate the “total number of people in contact with treatment services”
2. Improving the picture of the population with drug problems, even when they are considered as stabilised in treatment
3. Have information on treatment capacity and activity, which can be complemented by other tools and indicators
4. Identify a basic profile of the population in treatment, including those in long term treatment
5. Contribute to the implementation of the Treatment Monitoring Strategy



A long process....



Results from pilot data collection

	2004	2005	2006	2007
BG (25-55%)	-----	Out, Inp	Out, Inp	Out, Inp
CZ (76-98%)	-----	Out, Inp, LTA	Out, Inp, LTA	Out, Inp, LTA
IE (82%)	-----	-----	-----	Out, Inp (m), LTA, GPs
FR (45-61%)	-----	Out	-----	Out
IT (90-95%)	-----	Out	Out	-----
CY (81-100%)	-----	-----	-----	Out, Inp
LV (50-60%)	Out	Out	Out	Out
HU (100%)	-----		Out, Inp	
MT (82%)	-----	All	-----	-----
NL (95%)	All	All	All	All
AT (71-93%)	-----	-----	Out	Out, Inp
PL (100%)	-----		Inp	
SI (90%)	-----	-----	-----	Out
UK (ENG) (98%) Ap-M	-----	-----	Out, Inp	Out, Inp
Total countries	2	7	9	10

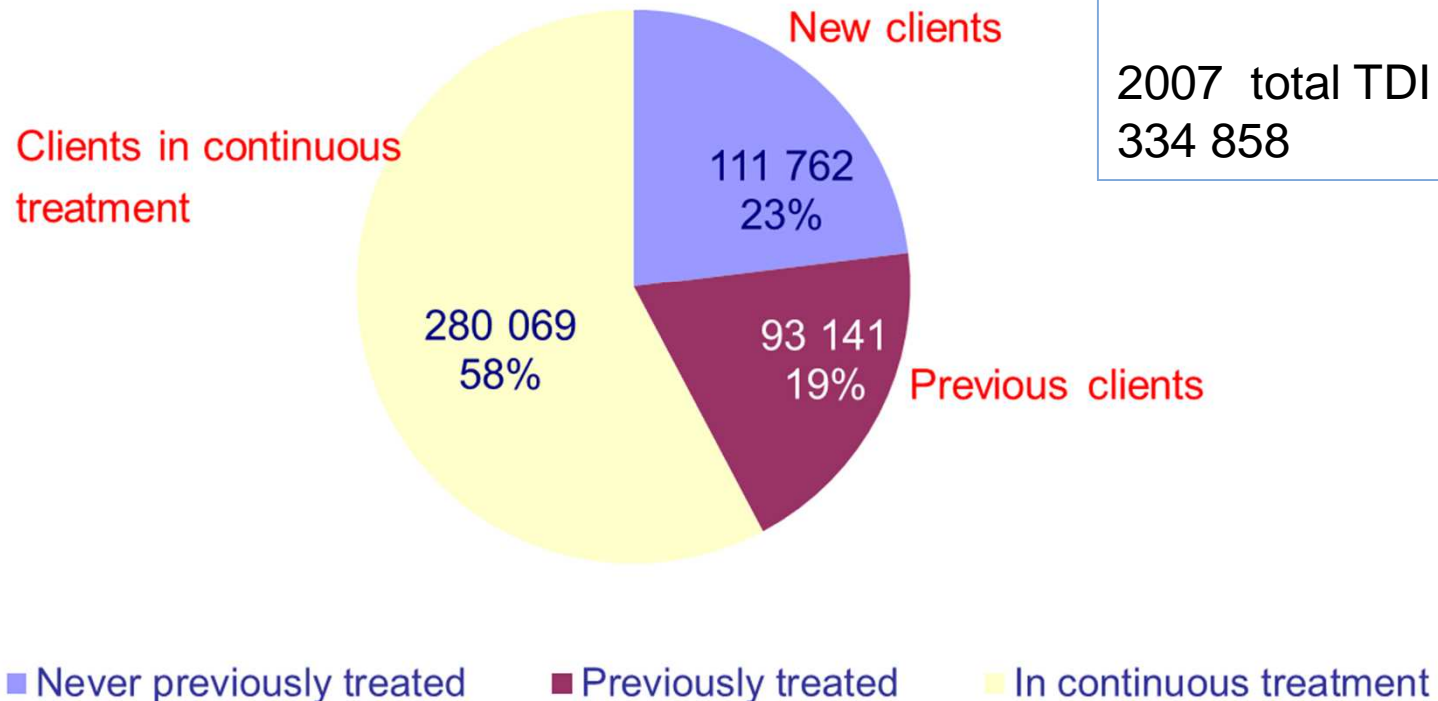


Number of clients by group

2007 or most recent year available in 13 countries
(N: 484 972)

2014: total TDI clients
489 291

2007 total TDI clients
334 858

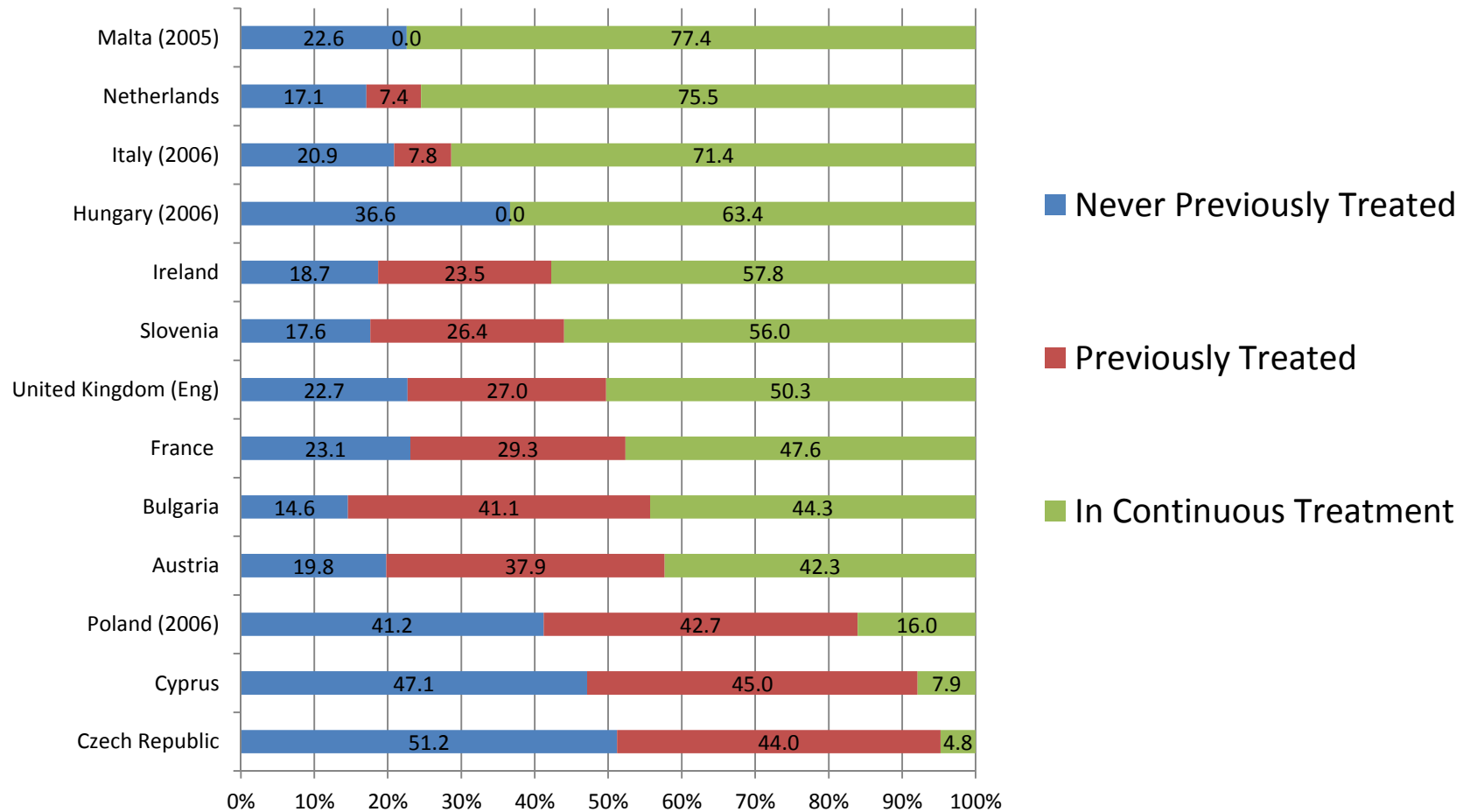


Source: 2008 and 2006 Pilot data collection in 13 countries
Latvia was not included because it only has total number of clients



Number of clients by group in 2007 or most recent year available

(ordered by % of continuous treatments)

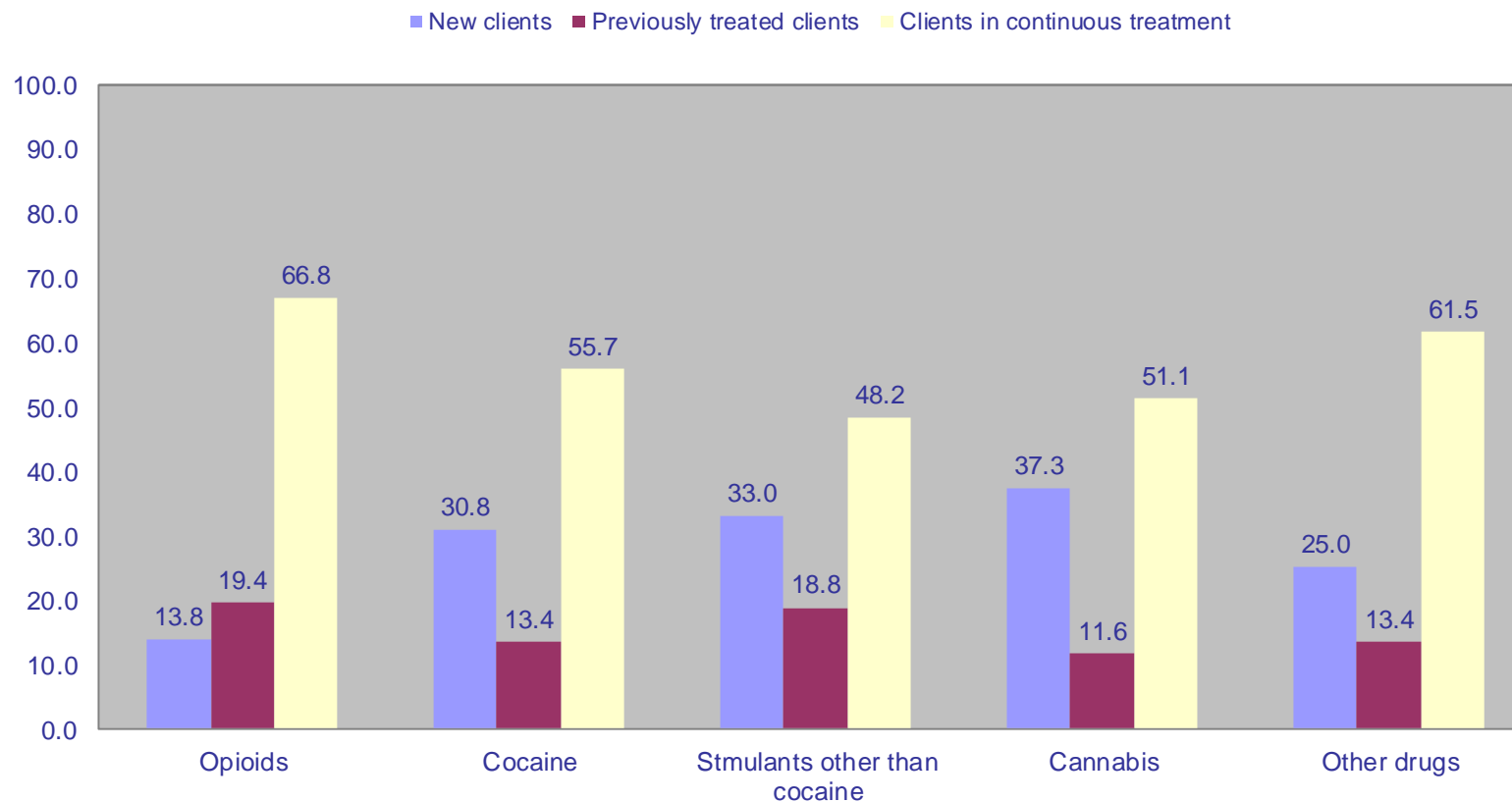


Source: 2008 and 2006 Pilot data collection in 13 countries
 Latvia was not included because it only has total number of clients



Client groups by primary drug in 10 countries in outpatient treatment centres

(2007 or most recent year)



Source: 2008 and 2006 Pilot data collection in 13 countries

Latvia was not included because it only has total number of clients; Hungary did not provide the breakdown for drug; PL was only inpatient

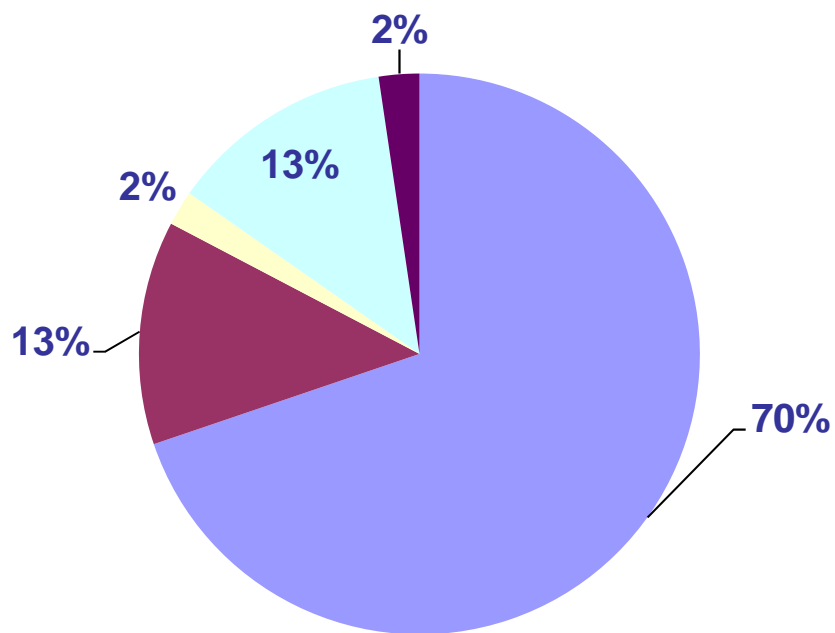
Tot.: 442766; New clients:



Primary drug distribution among clients in continuous treatment

(Outpatient centre in 10 countries in 2007 - or most recent year available)

■ Opioids ■ Cocaine ■ Stimulants other than cocaine ■ Cannabis ■ Other drugs



Source: 2008 and 2006 Pilot data collection in 13 countries

Latvia was not included because it only has total number of clients; Hungary did not provide the breakdown for drug; PL was only inpatient

Tot.: 442766; New clients:



TDI Treatment Prevalence Guidelines (2013)

1. Introduction
2. History of the project
3. Purpose and rationale of the TDI Treatment Prevalence
4. Definitions
5. Item list
6. Graphic on case definition
7. References



Definitions

- Drug Treatment Prevalence (new)
- Case definition (changes inclusion/exclusion criteria)
- Drug Treatment (same as TDI)
- Start of treatment (same as TDI)
- End of treatment (same as TDI)
- Treatment episode (same as TDI)
- Treatment status (added “in continuous treatment”)
- Treatment centre type (same as TDI)



Item list

1. Treatment centre type (*same as TDI*)
2. Year of starting treatment (*same as TDI*)
3. Treatment status (*same as TDI*)
4. Sex (*same as TDI*)
5. Age (reference period: first treatment contact during the year or 1 of January)
6. Primary drug (*same as TDI*)
7. Duration in treatment (new)



TDI Prevalence

First Voluntary Data Collection: September 2016

- 8 Mandatory items
Treatment centre type, Year of data collection, Treatment details, Sex, Age, Primary Drug, Duration in treatment, Opioid Substitution
- 16 Voluntary items: same as TDI
- Periodic data collection: every 3 years
- FONTE template: for data provision – TDIPREV
(<https://fonte.emcdda.europa.eu/fonte/templates/view/view.do?templateId=1755>)



The FONTE template (1)

1. - Introduction	2. - Coverage	3. - Sex	4. - Age	5. - Duration in treatment	6. - OST
1.1. - Introduction / methodology	1.2. - Report Identification				

1. - Introduction

1.1. - Introduction / methodology

TDI Prevalence is conceived as a data collection supplementary to the TDI data collection, as it also includes data on **people in treatment at the start of the year**. In addition to the data on people entering (or re-entering) drug treatment, which are included in the Treatment Demand Indicator, the data on TDI Treatment Prevalence will also include the clients that have been in treatment during the year, but that have not generated a TDI treatment entry, because they are in "continuous" treatment since previous year(s). For that reason the project is called: **TDI Treatment Prevalence**.

The information on TDI Treatment Prevalence has three purposes:

- 1) to help improve the picture of the population with drug problems, even when they are considered as stabilised in treatment. These clients may not be considered as problem drug users, as they are stabilised in treatment. However, it is still important to estimate the number, current situation and basic characteristics of those drug users stabilised in drug treatment;
- 2) to help estimate the "total number of people in contact with treatment services". In some countries data on TDI Treatment Prevalence can be a good approximation of the total number of treated clients, whereas in other countries it will be a relevant component to be complemented by other methods. The estimate of the total number of people in contact with treatment services will be used to estimate the "treatment coverage", as extent of people in need for treatment who are reached by the treatment services;
- 3) to have information on treatment capacity and activity, which can be complemented by other tools and indicators. The information on the total number of people in treatment, even if only covering some part of the treatment system, will provide better information on the size of specialised drug treatment and the activity carried out and not related to treatment entries.

Instructions for filling in the template

For the section on **Coverage** data should be reported for all clients, which includes, never previously treated clients, previously treated clients and clients in continuous treatment. We are also asking for the **Total number of clients in treatment in your country** as reported in question [19.2.1](#) of the Fonte Template [ST24](#).

For the other sections of the template, data should be reported **only for clients in continuous treatment**.

The data requested in the template are those included in the TDI Prevalence guidelines, and they only include the minimum data set agreed among the TDI experts and National Focal Points. (For more information see [Reitox Extranet](#)).



The FONTE template (2)

1. - Introduction 2. - Coverage 3. - Sex 4. - Age 5. - Duration in treatment 6. - OST

2. - Coverage

2.1. - Coverage of clients in treatment

2.1.1 - Coverage. [S100.G100.R0.Q4265.V3]

	Outpatient treatment centres	Inpatient treatment centres	Treatment units in prison	General practitioners	Low threshold agencies	Other*	Not known / missing	Total
Number of units reporting (1)	<input type="text"/>	<input type="text"/>	<input type="text"/>	<input type="text"/>	<input type="text"/>	<input type="text"/>	<input type="text"/>	<input type="text"/>

Notes:

(1) The number of units reporting, refers to the number of units for which data are reported, not the total number of units.

2.1.2 - Type of treatment centre by treatment status (number of clients) [S100.G100.R0.Q4257.V7]

	1. Never previously treated	2. Previously treated	3. Continuous treatments	99. Not known / missing	TOTAL (1+2+3+99)
Outpatient treatment centres	<input type="text"/>	<input type="text"/>	<input type="text"/>	<input type="text"/>	<input type="text"/>
Inpatient treatment centres	<input type="text"/>	<input type="text"/>	<input type="text"/>	<input type="text"/>	<input type="text"/>
Treatment units in prison	<input type="text"/>	<input type="text"/>	<input type="text"/>	<input type="text"/>	<input type="text"/>
General practitioners	<input type="text"/>	<input type="text"/>	<input type="text"/>	<input type="text"/>	<input type="text"/>
Low threshold agencies	<input type="text"/>	<input type="text"/>	<input type="text"/>	<input type="text"/>	<input type="text"/>
Not known / missing	<input type="text"/>	<input type="text"/>	<input type="text"/>	<input type="text"/>	<input type="text"/>
Total	<input type="text"/>	<input type="text"/>	<input type="text"/>	<input type="text"/>	<input type="text"/>

2.1.3 - Total number of clients by treatment status [S100.G100.R0.Q4264.V4]

	1. Never previously treated	2. Previously treated	3. Continuous treatments	99. Not known / missing	TOTAL (1+2+3+99)	Total number of clients in treatment in your country*
	<input type="text"/>	<input type="text"/>	<input type="text"/>	<input type="text"/>	<input type="text"/>	<input type="text"/>



The FONTE template (3)

1. - Introduction	2. - Coverage	3. - Sex	4. - Age	5. - Duration in treatment	6. - OST			
3. - Sex								
3.1. - Sex by type of treatment centre								
3.1.1 - Sex by type of treatment centre (Number of clients in continuous treatment) <i>[S101.G101.R0.Q4233.V6]</i>								
	Outpatient treatment centres	Inpatient treatment centres	Treatment units in prison	General practitioners	Low threshold agencies	Other ¹	Not known / missing	Total
Males	<input type="text"/>	<input type="text"/>	<input type="text"/>	<input type="text"/>	<input type="text"/>	<input type="text"/>	<input type="text"/>	<input type="text"/>
Females	<input type="text"/>	<input type="text"/>	<input type="text"/>	<input type="text"/>	<input type="text"/>	<input type="text"/>	<input type="text"/>	<input type="text"/>
Not known / missing	<input type="text"/>	<input type="text"/>	<input type="text"/>	<input type="text"/>	<input type="text"/>	<input type="text"/>	<input type="text"/>	<input type="text"/>
Total	<input type="text"/>	<input type="text"/>	<input type="text"/>	<input type="text"/>	<input type="text"/>	<input type="text"/>	<input type="text"/>	<input type="text"/>
1 - Specify Other in question below.								
3.1.2 - Methodological comments and data interpretation. <i>[S101.G101.R0.Q4236.V1]</i>								
<div style="border: 1px solid black; height: 100px;"></div>								



The FONTE template (4)

	1. - Introduction	2. - Coverage	3. - Sex	4. - Age	5. - Duration in treatment	6. - OST											
1. - Age																	
4.1. - Primary drug by current age																	
4.1.1 - Primary drug by current age (Number of clients in continuous treatment) [S102.G102.R0.Q4234.V2]																	
				<15	15-19	20-24	25-29	30-34	35-39	40-44	45-49	50-54	55-59	60-64	>=65	Not known / missing	Total
1. Opioids (Total)																	
1.1 heroin																	
1.2 methadone misused																	
1.3 buprenorphine misused																	
1.4 fentanyl illicit / misused																	
1.5 other opioids (1)																	
2. Cocaine (Total)																	
2.1 powder cocaine (HCL)																	
2.2 crack cocaine																	
2.3 other (1)																	
3. Stimulants other than cocaine (Total)																	
3.1 amphetamines																	
3.2 methamphetamines																	
3.3 MDMA and derivates																	
3.4 synthetic cathinones																	
3.5 other stimulants (1)																	
4. Hypnotics and Sedatives (Total)																	
4.1 barbiturates misused																	
4.2 benzodiazepines misused																	



The FONTE template (5)

1. - Introduction	2. - Coverage	3. - Sex	4. - Age	5. - Duration in treatment	6. - OST		
5. - Duration in treatment							
5.1. - Primary drug by duration in treatment							
5.1.1 - Primary drug by duration in treatment (Number of clients in continuous treatment) <i>[S167.G167.R0.Q4261.V1]</i>							
	Less than 6 months	6 to 12 months	>1 to 3 years	>3 to 5 years	More than 5 years	Not known / missing	Total
1. Opioids (Total)							
1.1 heroin							
1.2 methadone misused							
1.3 buprenorphine misused							
1.4 fentanyl illicit / misused							
1.5 other opioids (1)							
2. Cocaine (Total)							
2.1 powder cocaine (HCL)							
2.2 crack cocaine							
2.3 other (1)							
3. Stimulants other than cocaine (Total)							
3.1 amphetamines							
3.2 methamphetamines							
3.3 MDMA and derivates							
3.4 synthetic cathinones							
3.5 other stimulants (1)							
4. Hypnotics and Sedatives (Total)							
4.1 barbiturates misused							
4.2 benzodiazepines misused							



The FONTE template (6)

1. - Introduction 2. - Coverage 3. - Sex 4. - Age 5. - Duration in treatment **6. - OST**

6. - OST

6.1. - OST status

6.1.1 - Primary drug by OST Status (Number of clients in **continuous** treatment) *[S103.G103.R0.Q4235.V7]*

	Never been in OST	Ever been in OST, but not currently	Currently in OST	Not known / missing	Total
1. Opioids (Total)	<input type="text"/>	<input type="text"/>	<input type="text"/>	<input type="text"/>	<input type="text"/>
1.1 heroin	<input type="text"/>	<input type="text"/>	<input type="text"/>	<input type="text"/>	<input type="text"/>
1.2 methadone misused	<input type="text"/>	<input type="text"/>	<input type="text"/>	<input type="text"/>	<input type="text"/>
1.3 buprenorphine misused	<input type="text"/>	<input type="text"/>	<input type="text"/>	<input type="text"/>	<input type="text"/>
1.4 fentanyl illicit / misused	<input type="text"/>	<input type="text"/>	<input type="text"/>	<input type="text"/>	<input type="text"/>
1.5 other opioids (please specify)	<input type="text"/>	<input type="text"/>	<input type="text"/>	<input type="text"/>	<input type="text"/>
2. Cocaine (Total)	<input type="text"/>	<input type="text"/>	<input type="text"/>	<input type="text"/>	<input type="text"/>
3. Stimulants other than cocaine (Total)	<input type="text"/>	<input type="text"/>	<input type="text"/>	<input type="text"/>	<input type="text"/>
4. Hypnotics and Sedatives (Total)	<input type="text"/>	<input type="text"/>	<input type="text"/>	<input type="text"/>	<input type="text"/>
5. Hallucinogens (Total)	<input type="text"/>	<input type="text"/>	<input type="text"/>	<input type="text"/>	<input type="text"/>
5. Hallucinogens (Total)	<input type="text"/>	<input type="text"/>	<input type="text"/>	<input type="text"/>	<input type="text"/>
6. Volatile Inhalants	<input type="text"/>	<input type="text"/>	<input type="text"/>	<input type="text"/>	<input type="text"/>
7. Cannabis (Total)	<input type="text"/>	<input type="text"/>	<input type="text"/>	<input type="text"/>	<input type="text"/>
9. Other Substances (Total)	<input type="text"/>	<input type="text"/>	<input type="text"/>	<input type="text"/>	<input type="text"/>
99. Not known / missing	<input type="text"/>	<input type="text"/>	<input type="text"/>	<input type="text"/>	<input type="text"/>
TOTAL	<input type="text"/>	<input type="text"/>	<input type="text"/>	<input type="text"/>	<input type="text"/>

IMPORTANT

In the table below report only clients in continuous treatment, **that are currently in OST**.

The grand-total of this table **should correspond** to the Total of column "Currently in OST" of the table above.

