

UNIVERSITY MENTAL HEALTH RESEARCH INSTITUTE (UMHRI)

Greek Documentation & Monitoring Centre For Drugs – Greek REITOX Focal Point (EKTEPN)

Determining the total population in treatment: The Greek experience

DEMAND REDUCTION SECTION

Ioulia BAFI, Sonia PAPADOPOULOU & Lia
MALETTOU

EPIDEMIOLOGY SECTION

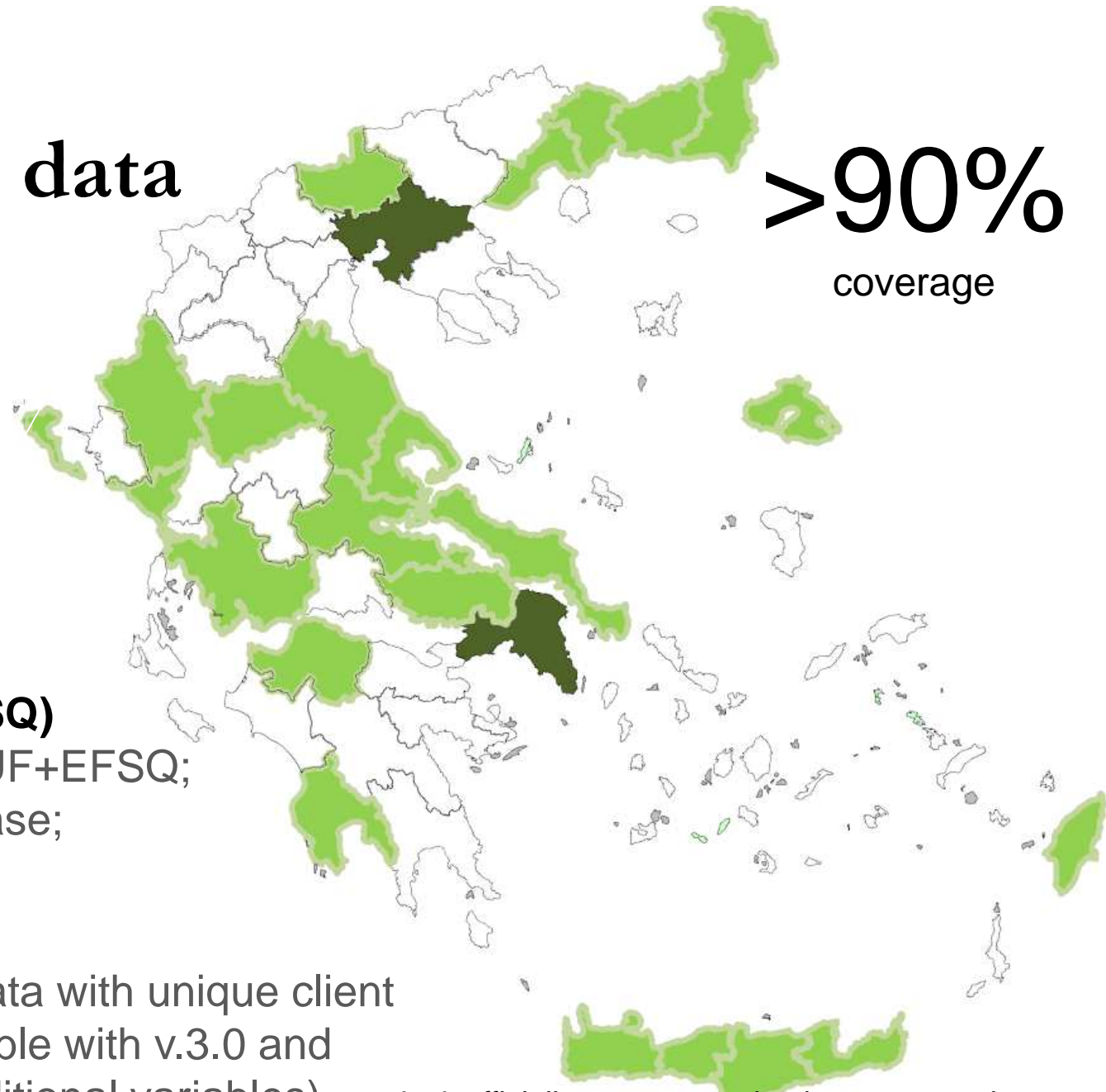
Anastasios FOTIOY & Argiro ANDARAKI

EMCDDA TDI Meeting

Lisbon | 8 April 2016

Greece |

Treatment data collection



Treatment Survey Questionnaire (TSQ)

(revised version TUF+EFSQ;
main treatment phase;
aggregate data)

TDI

(entry; individual data with unique client
identifiers; compatible with v.3.0 and
DRID core and additional variables)

Incl: officially state-recognised treatment units
Excl: GPs, private clinics

Treatment Survey – Greece

- Established in 1997 (first data collection in 1998)
- Aim: To provide an overall profile of the treatment units
- Tool:
 - Treatment Questionnaire - revised version of TUF + EFSQ
- Data on the treatment units and aggregate data on their clients
 - in a standardised way
 - on an annual basis
 - >90% national coverage

Facilities completing the Treatment Questionnaire

- **Included:** officially recognised drug + alcohol treatment units
 - OST units
 - Detoxification units
 - Units offering psychosocial interventions ('drug free')
 - Specialised units in prisons
 - Specialised units for adolescents
 - Units for alcohol treatment

- **Excluded:**
 - GPs
 - Private clinics

- **Other tools:**
 - (EFSQ) Specialised low threshold units: Harm Reduction Questionnaire
 - (EFSQ) Specialised social reintegration units: Social Reintegration Questionnaire
 - (EFSQ) Specialised counselling centres: Counselling Questionnaire

Type of data

- “Qualitative” information on structural and functional issues: relatively stable
 - Overall profile of the treatment unit
 - e.g. therapeutic approach, goals, capacity

- Quantitative data: changing every year
 - Operation of the treatment unit in the reporting year
 - Aggregated data on clients, e.g. total number of clients in treatment, admissions

Treatment availability (2014)

107

treatment units

915

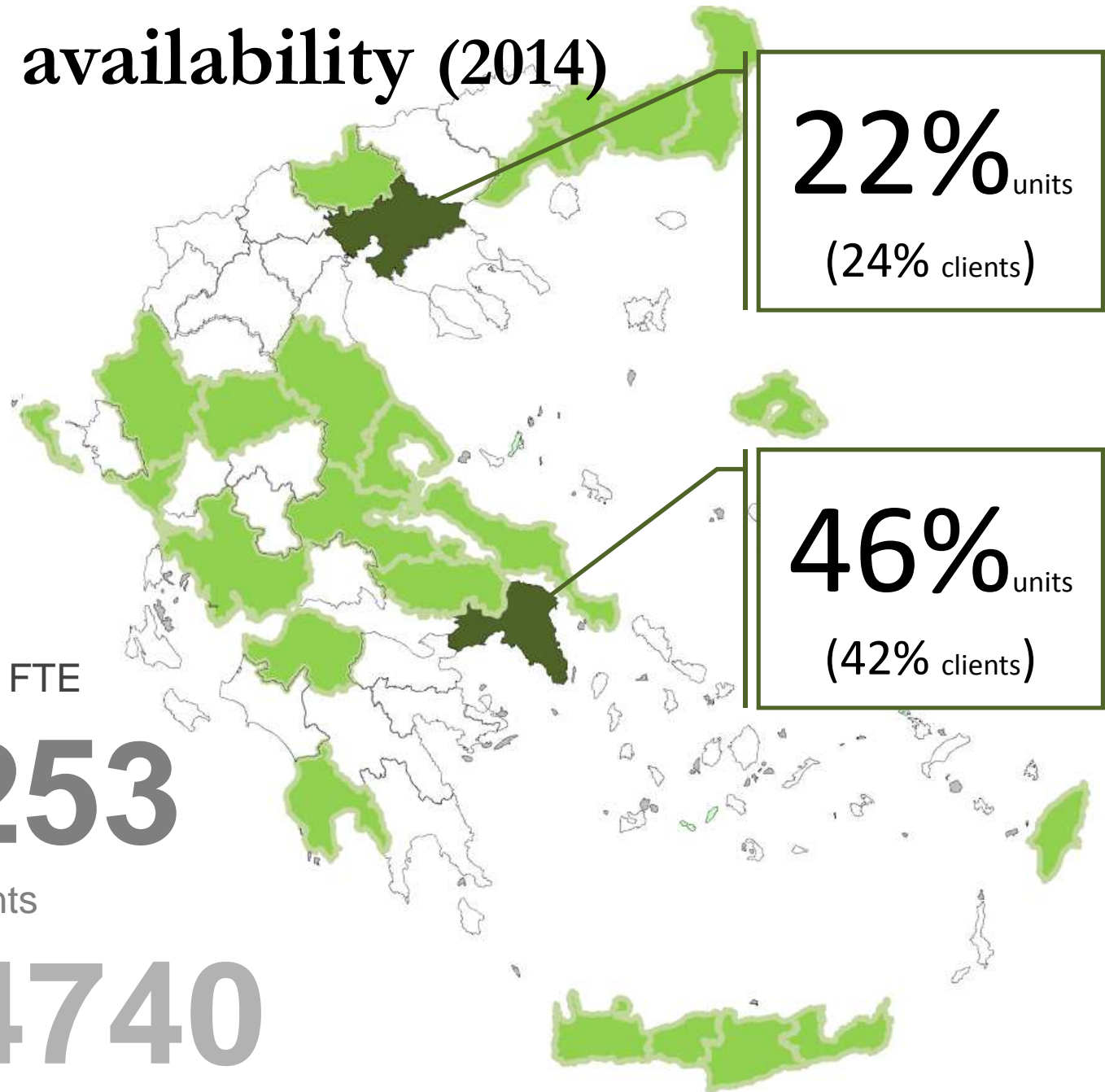
treatment personnel FTE

13253

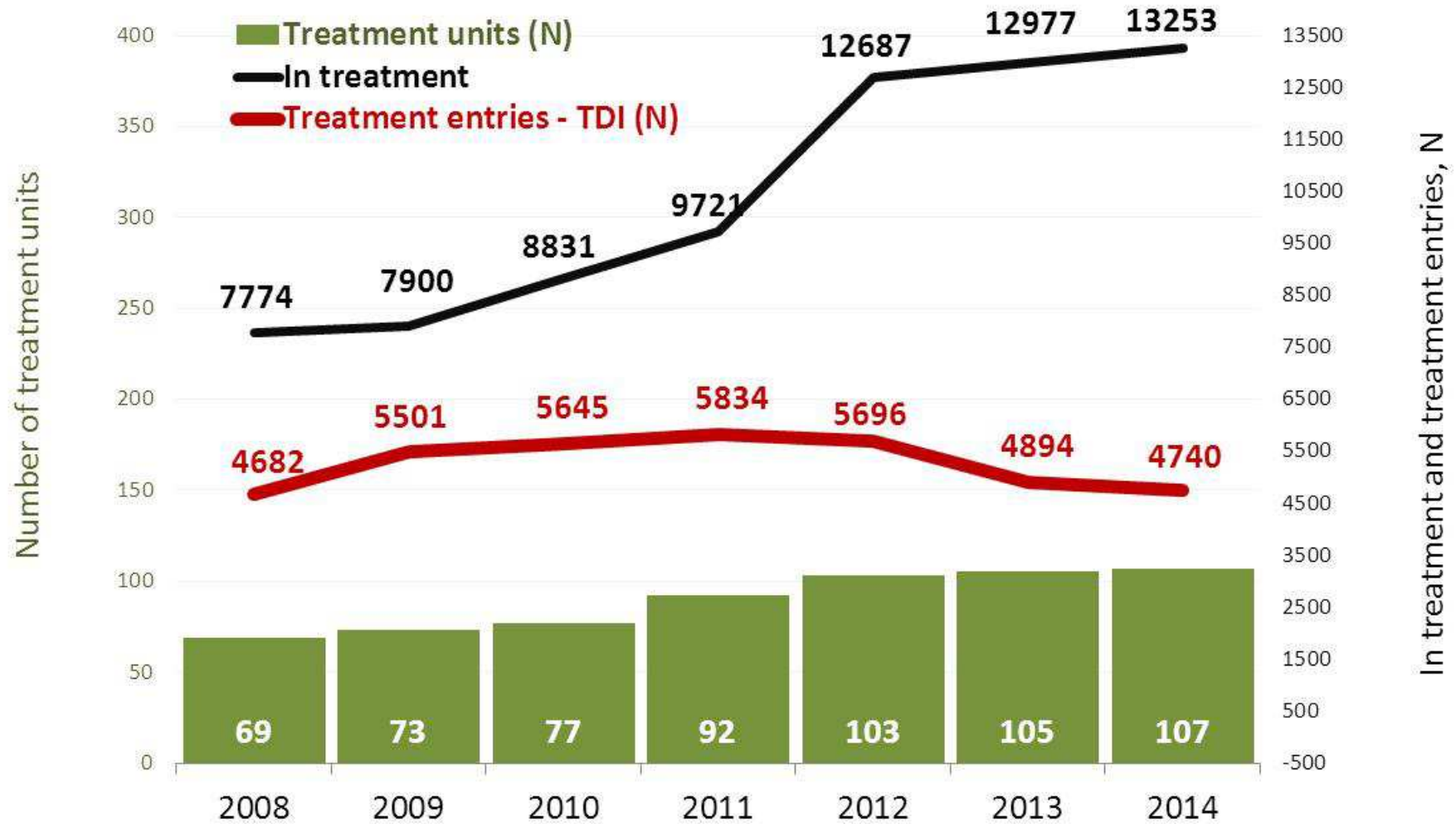
clients

4740

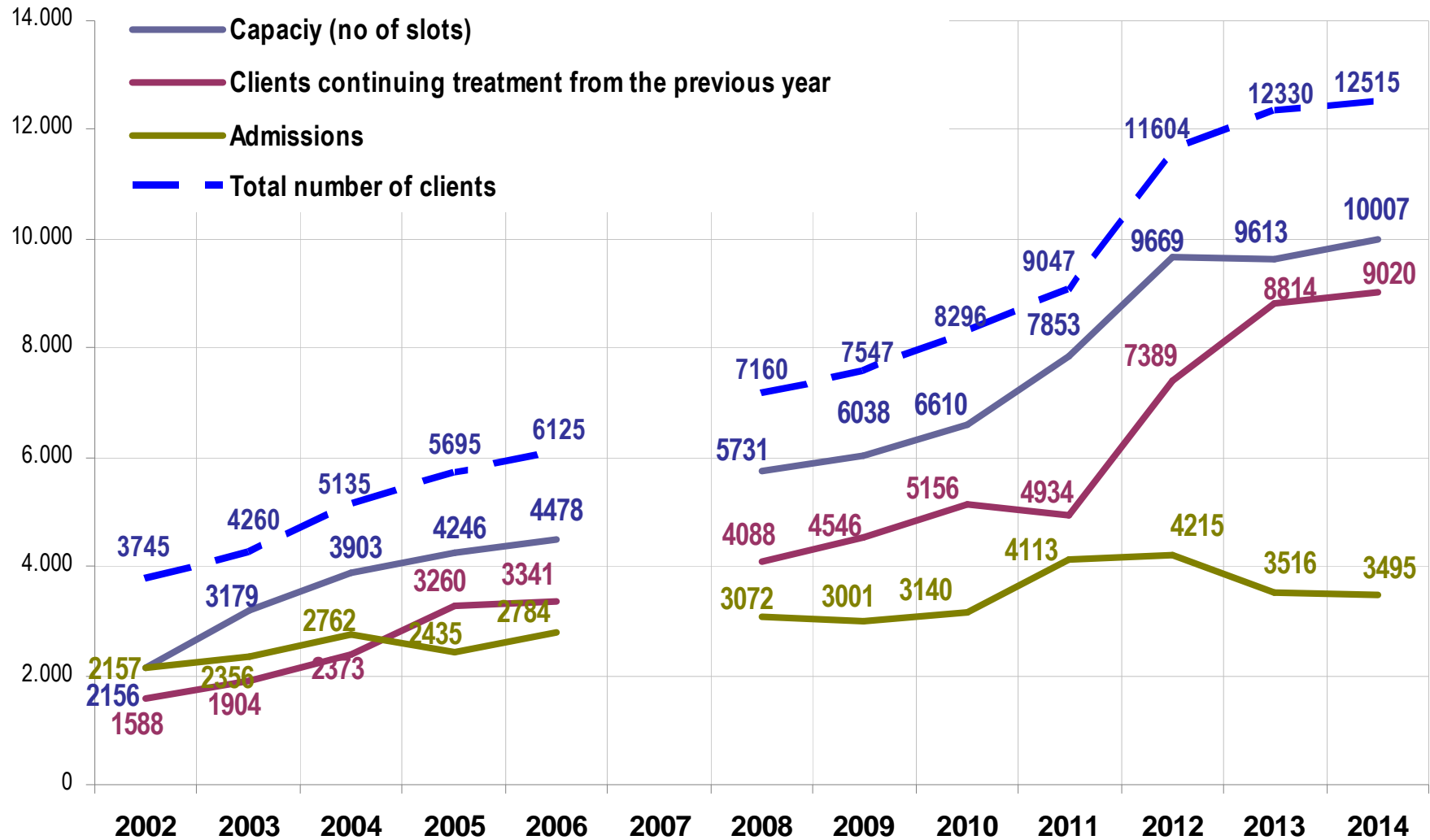
entries (clients)



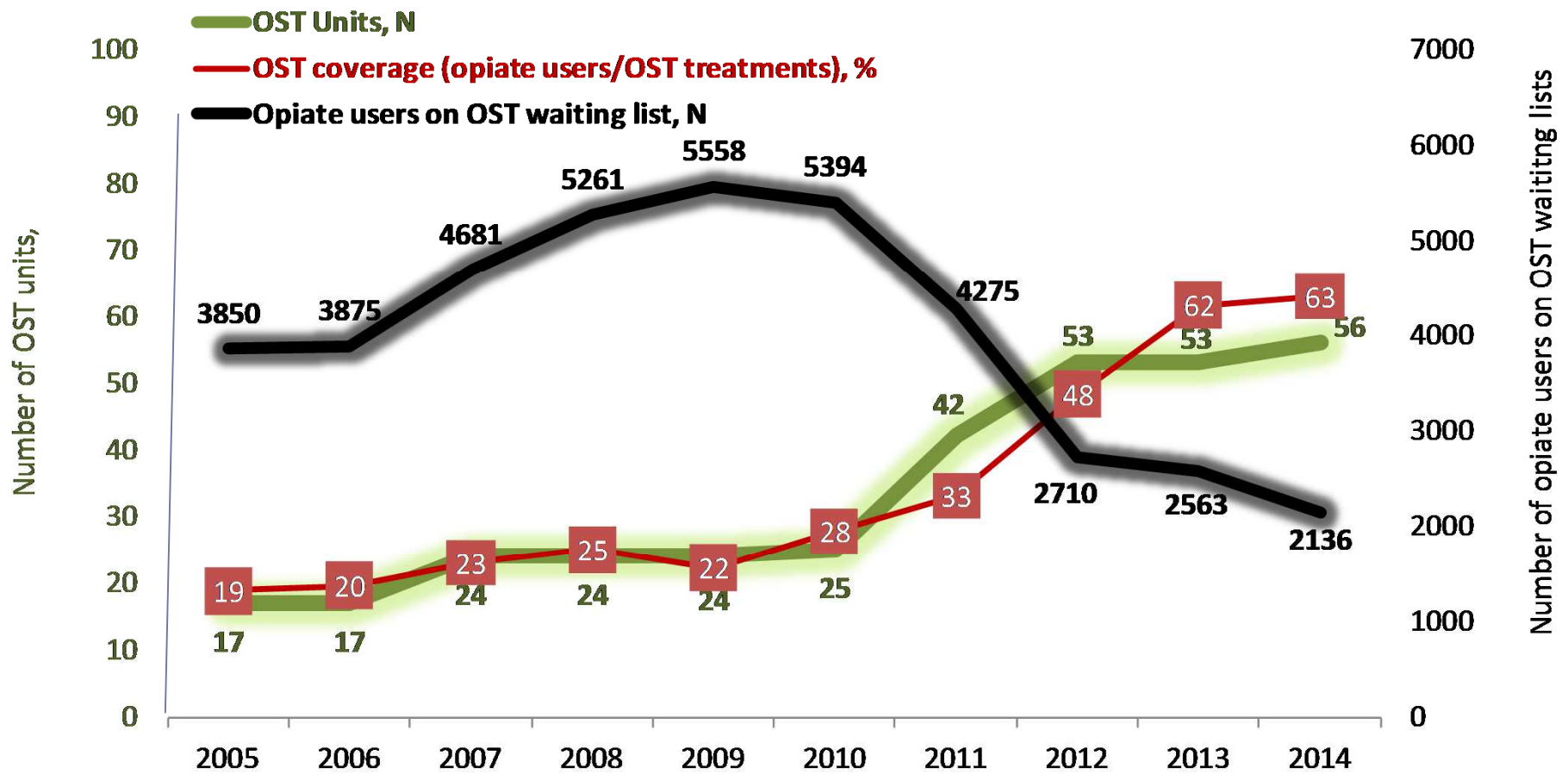
TSQ + TDI data



CAPACITY (# slots – # clients)



COVERAGE (example: OST)



Special needs

Needs	No of clients with special needs	% of the total number of clients
involved in the criminal justice system	4344	34.85
with psychiatric comorbidity	3637	29.18
> the age of 50	1888	15.15
immigrants/refugees	604	4.85
mothers (single-parent family)	416	3.34
HIV positive	479	3.84
newly-released prisoners	395	3.17
homeless users	256	2.05
adolescents (13-21 years old)	228	1.83
prostitutes	78	0.63
homosexuals/transgender	77	0.62
pregnant/postpartum women	64	0.51

In conclusion

TSQ data can:

- be helpful in determining the total population in treatment
- improve monitoring
- help towards the operation of services that
 - are responsive to diversity
 - address the needs of local communities
 - efficient, effective and provide good value for money



Thank you!