



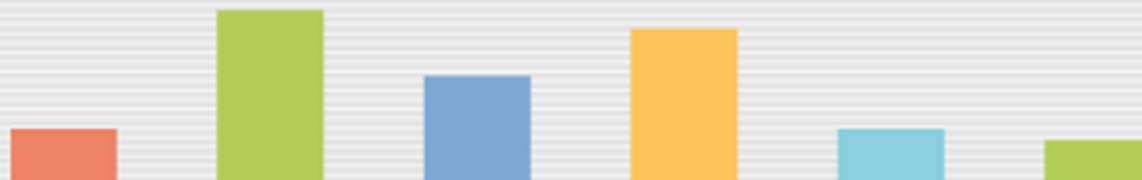
European Monitoring Centre  
for Drugs and Drug Addiction

# Balancing access, quality and prevention of diversion of OST in Europe: a comparative analysis

Alexander Grabenhofer-Eggerth

Lisbon

TDI expert meeting June, 7./8. 2016



# Access to OST

**data presented here could include (and discussed in the publication):**

- **Who is allowed to prescribe and dispense; ok**
- **Who is actually involved (share of OST); ok**
- **OST coverage; ok**
- **waiting times; regional differences?**

**other relevant regulations/indicators of access?**

- **Number of accredited doctors vs. number of doctors who actually provide OST**
- **OST in prison**



# Quality or Impact of OST

## data could include:

- Outcome data (or availability of regular monitoring of outcome indicators including quality of life); **difficult, social integration? (many other influences)**
- trainings and accreditations; **ok**
- availability of guidelines? **ok**
- Supervision? **ok**
- **number of clients per doctor**

or shall we remove this aspect and change it to **IMPACT** of OST? Such as **long term trends** or rate per 100.000 of **DRID, DRD; demand for treatment (e.g. previously treated), outcome data?**

- **retention rate**
- **difficulties to assess impact on other health consequences (e.g. DRID)**



## Diversion (control of)

**Data could include:**

**Any studies on levels of diversion and reasons for diversion-misuse; ok**

**control and monitoring mechanisms of prescriptions; ok**

**TDI data on demands for misuse of OST (methadone, buprenorphine) ok**



## Your thoughts (what is missing, etc)

- **Psychosocial care associated with OST?**
- **What kind of OST substance**
- **Regional differences**
- **Duration of treatment?**



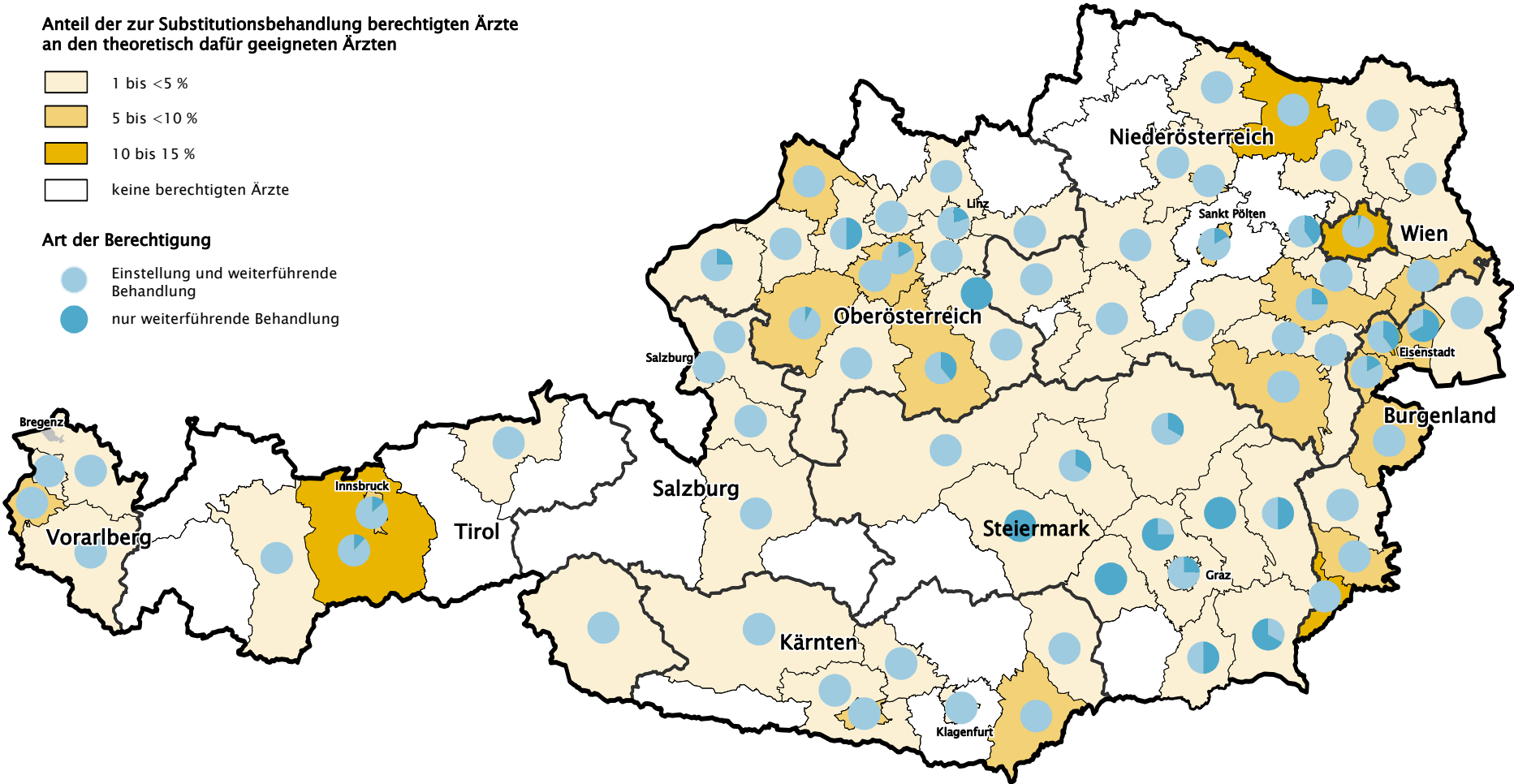
# OST – regional provision I

Anteil der zur Substitutionsbehandlung berechtigten Ärzte an den theoretisch dafür geeigneten Ärzten

- 1 bis <5 %
- 5 bis <10 %
- 10 bis 15 %
- keine berechtigten Ärzte

Art der Berechtigung


- Einstellung und weiterführende Behandlung
- nur weiterführende Behandlung



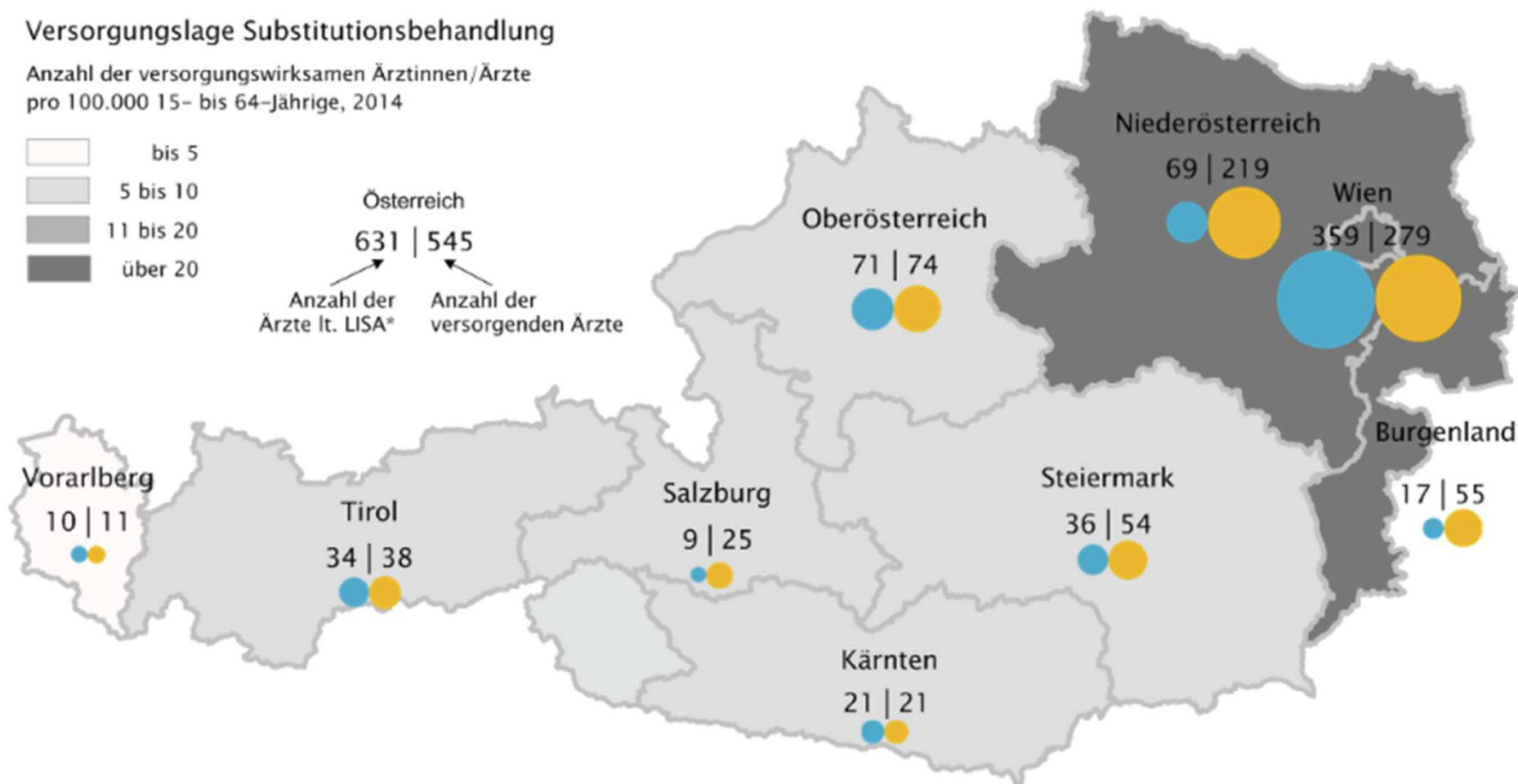
## Im Rahmen der Substitutionsbehandlung versorgungswirksame Ärztinnen und Ärzte (Stichtag 31. 12. 2014) bezogen auf die Gesamtbevölkerung (15 bis 64 Jahre)

### Versorgungslage Substitutionsbehandlung

Anzahl der versorgungswirksamen Ärztinnen/Ärzte  
pro 100.000 15- bis 64-Jährige, 2014



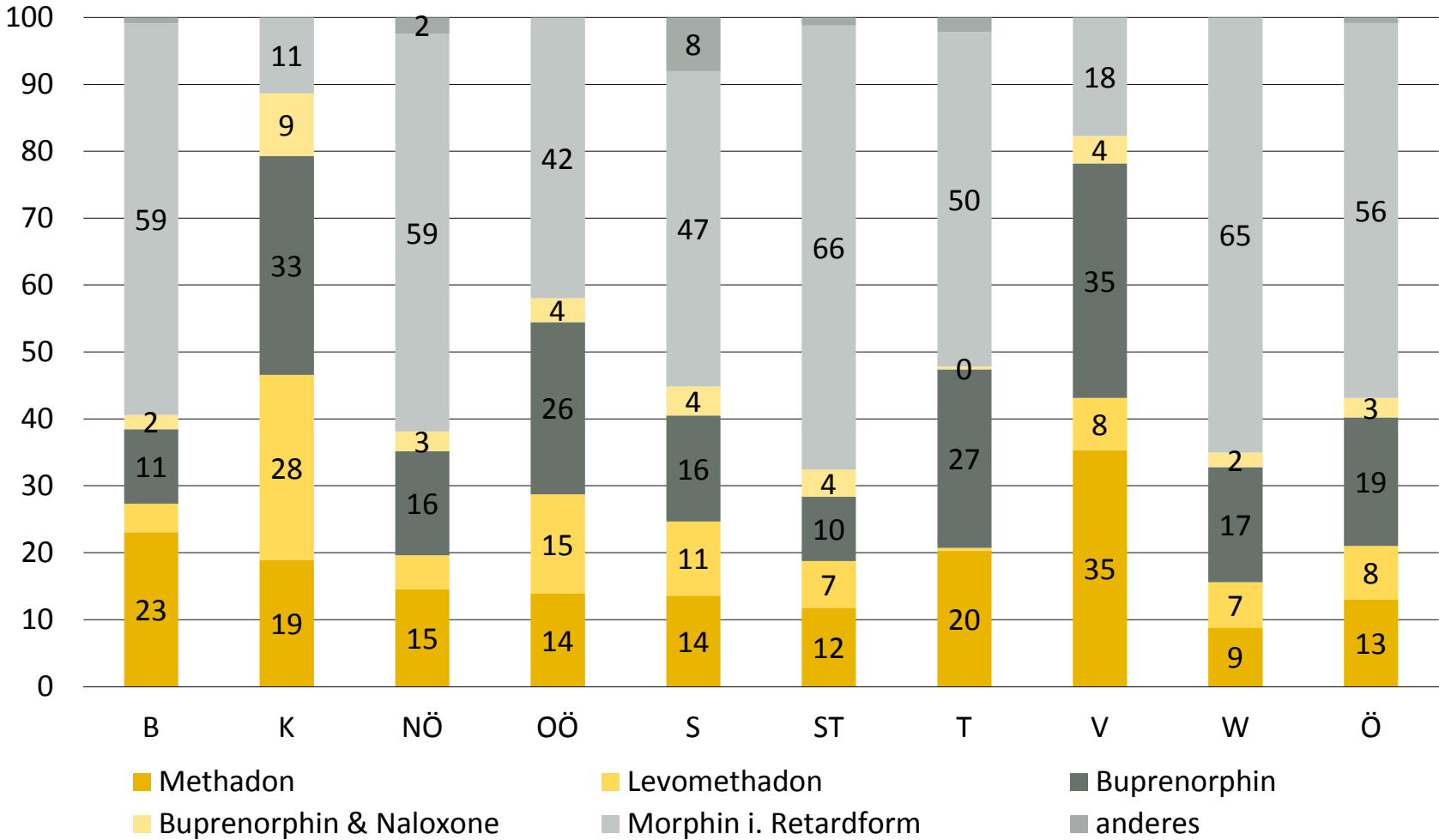
Österreich  
631 | 545  
Anzahl der Ärzte lt. LISA\* | Anzahl der versorgenden Ärzte



\* LISA = Liste der zur Substitutionsbehandlung qualifizierten Ärztinnen und Ärzte

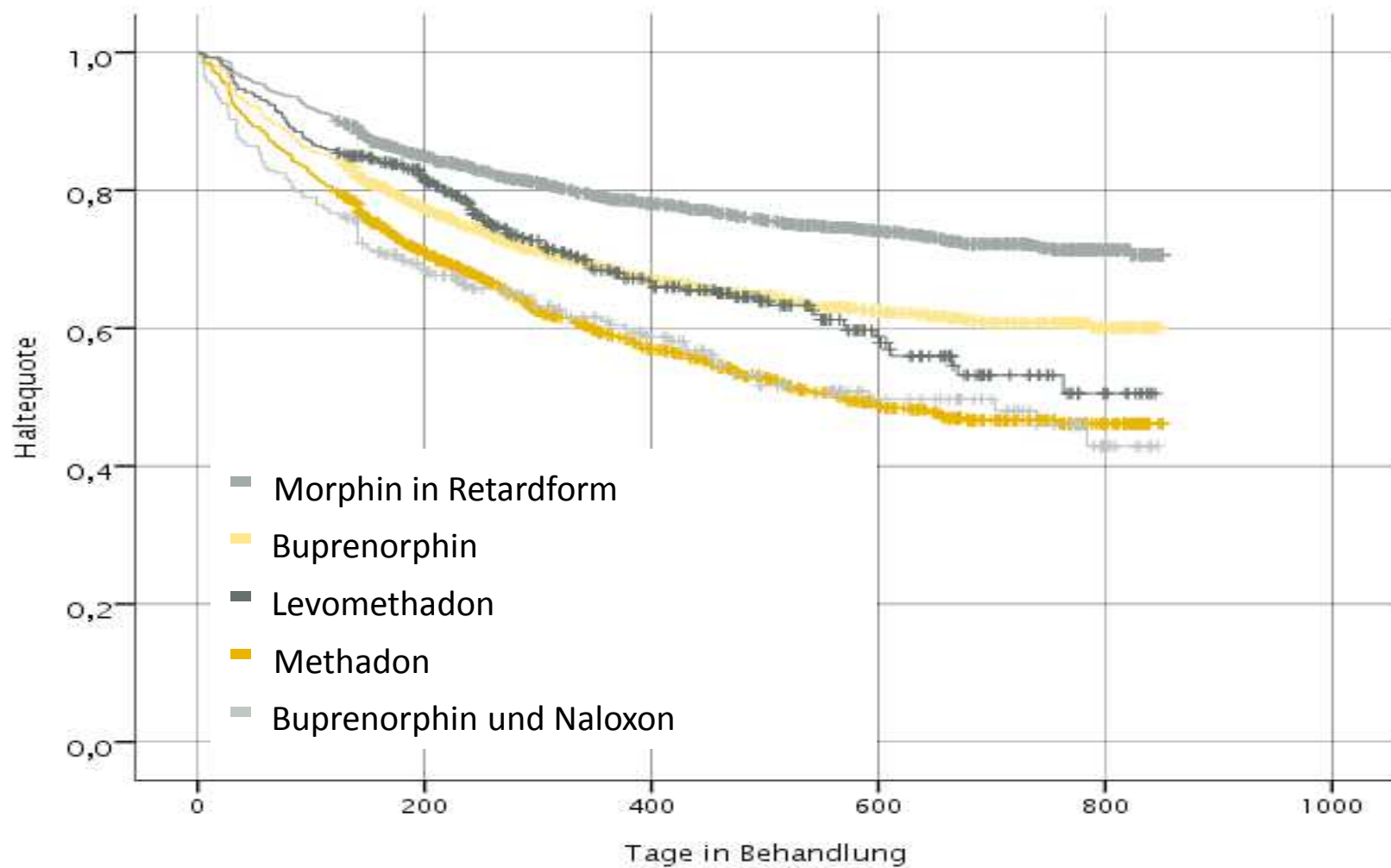
Quellen: Liste der zur Substitutionsbehandlung qualifizierten Ärztinnen und Ärzte (LISA) und eSuchtmittel  
Berechnung und Darstellung: GÖG/ÖBIG

# OST - Substitution medication by region (%), 2014



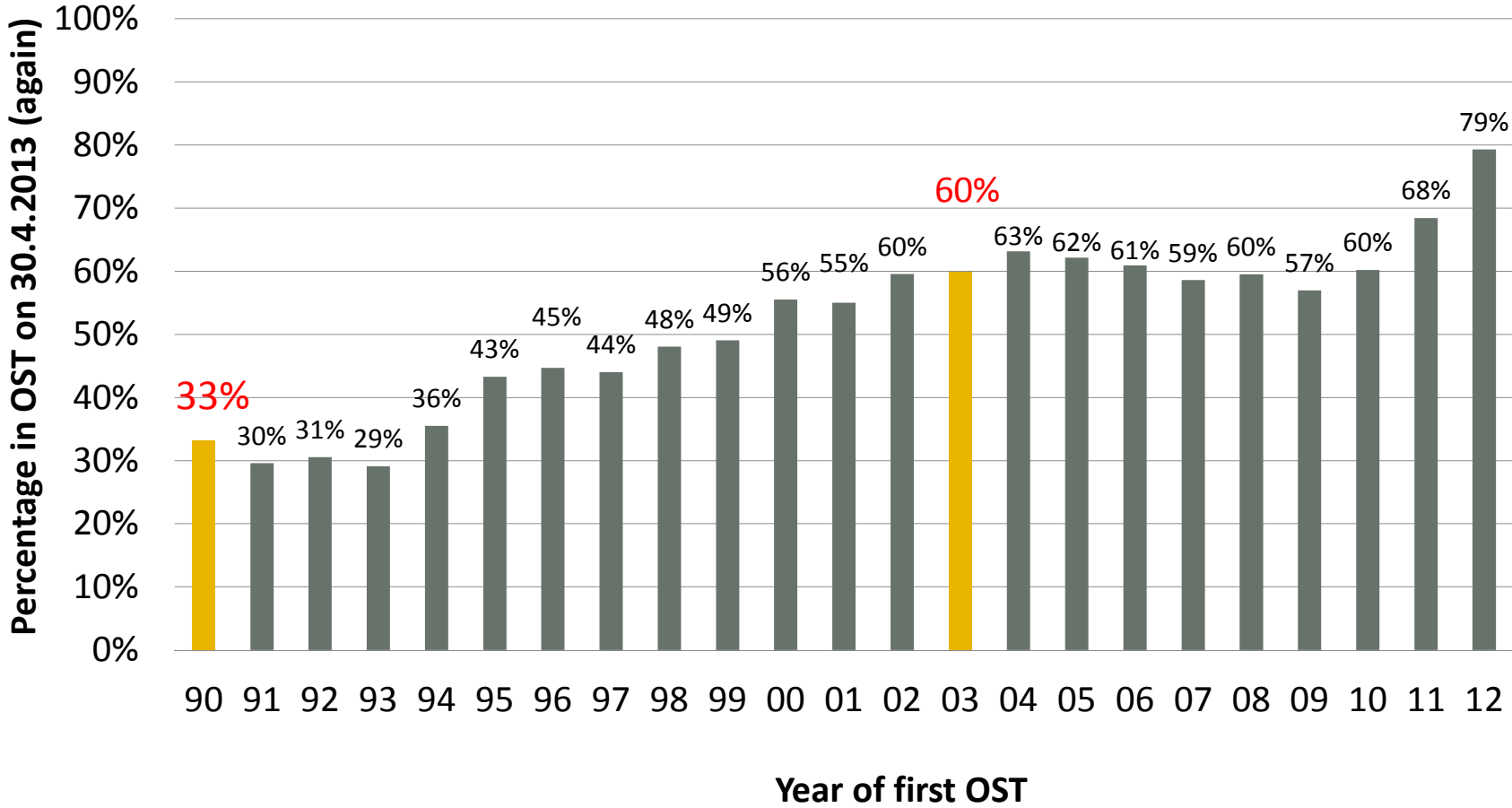


# Retention rate and substitution substance



Quelle: GÖG/ÖBIG: Epidemiologiebericht Drogen 2012/2013

# On 30.4.2013 still or again in treatment (long term retention)



# Example of comparative table for the publication

	Year of introduction	Medications (share)	Providers (legal)	Providers (geographical coverage?)	Total number of OST clients	POU est.	OST coverage	Waiting times	DRD (rate or trends)	DRID (rate or trends)	avg. retention in treatment	TDI for OST medications	(OST in prisons)	etc.
country A														
country B														

